

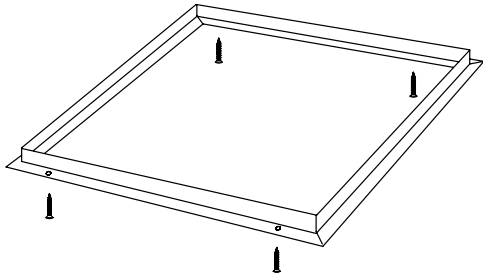


CSW Industrials Companies

Commercial Submittal

Surface Mount T-Bar Frame

MODEL: SMTB



Standard Features:

- Extruded aluminum frame with signature line marks
- Frame converts 2 x 2 T-Bar products to surface mount
- Soft White

Options:

Concealed mount (SMTB-CM)

- 1 x 1 T-Bar
- 1 x 2 T-Bar
- 2 x 4 T-Bar

Finishes:

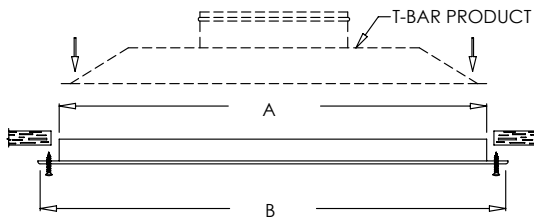
STANDARD COLORS

- Soft White
- Driftwood Tan

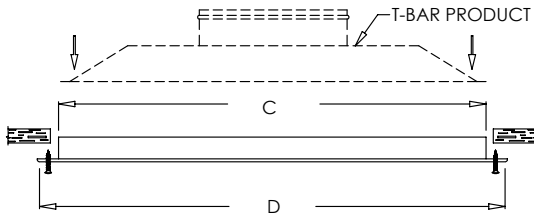
DESIGNER COLORS

- Black
- Bronze
- Storm Gray
- Cement Gray

- Aluminum Paint
- Coffee Tan
- Warm White
- Glossy White



SMTB Front View



SMTB Side View

Ceiling Module Size	Dimensions				Screw Hole Information	
	A	B	C	D	Number of Screw Holes	Placement from Edge
1X1	11-7/8"	11-7/8"	14-1/4"	14-1/4"	4	4-1/8" From OD Corner
1X2	11-7/8"	23-7/8"	14-1/4"	26-1/4"	4	5-1/2" From OD Corner
2X2	23-7/8"	23-7/8"	26-1/4"	26-1/4"	4	5-1/2" From OD Corner
2X4	23-7/8"	47-7/8"	26-1/4"	50-1/4"	4	5-1/2" From OD Corner

Additional Information:

Submittal Notes

Project / Location:	
Engineer:	
Architect:	
Contractor:	